

Formosa Chemicals & Fibre Corporation

Region	Asia
Country/Area	Taiwan, China
Questionnaire	Chemicals
Activity Group	Chemicals

The CDP Score Report allows companies to understand their score and indicate which categories require attention to reach higher scoring levels. This enables companies to progress towards environmental stewardship through benchmarking and comparison with peers, in order to continuously improve their water governance. Investors will additionally receive a copy of the CDP Score Report upon request. For further feedback please contact your account manager or your key CDP contact.

Your CDP score

Average performance

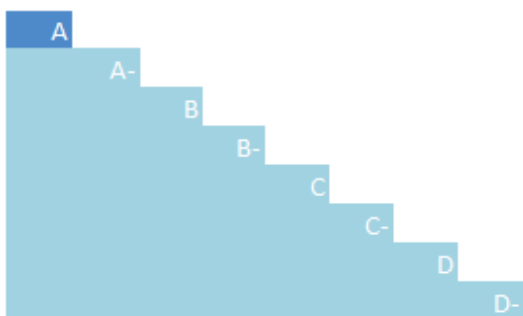


Chemicals

Asia

Global Average

UNDERSTANDING YOUR SCORE REPORT



Formosa Chemicals & Fibre Corporation received an A which is in the Leadership band. This is higher than the Asia regional average of B, and higher than the Chemicals sector average of B.

Leadership (A/A-): Implementing current best practices

Management (B/B-): Taking coordinated action on water issues

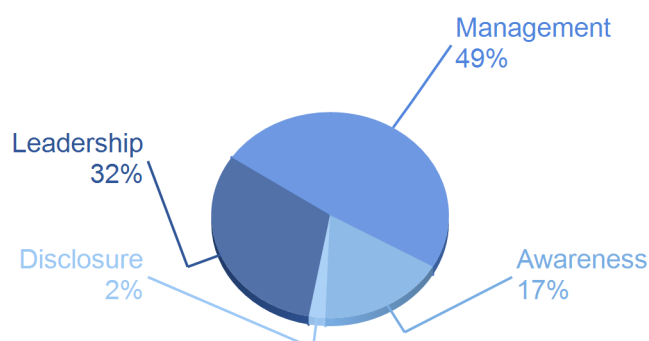
Awareness (C/C-): Knowledge of impacts on, and of, water issues

Disclosure (D/D-): Transparent about water issues

ACTIVITY GROUP PERFORMANCE

Chemicals

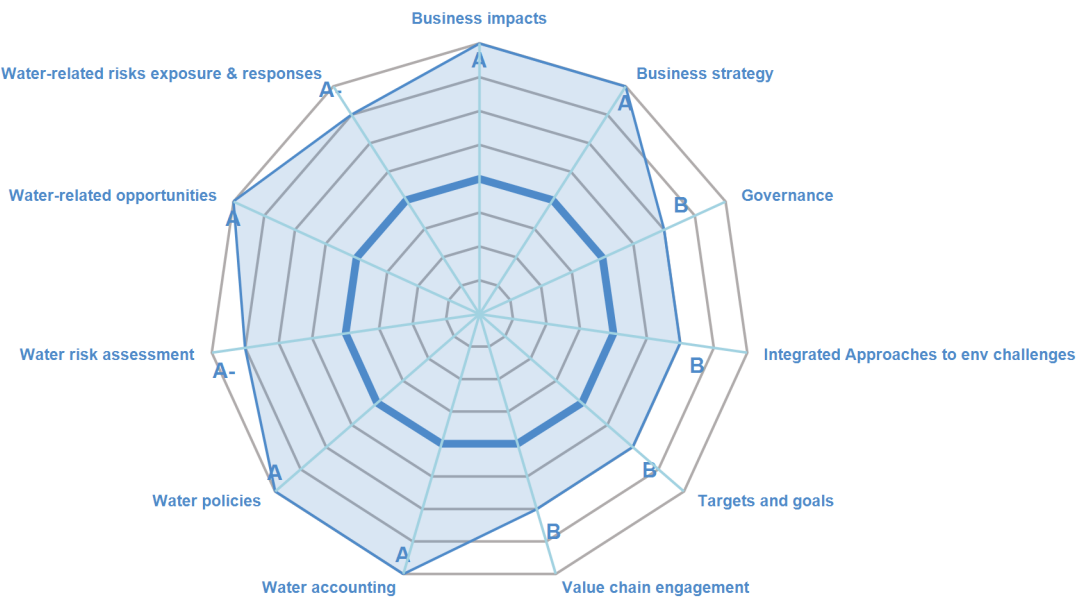
Your company is amongst 32% of companies that reached Leadership level in your Activity Group.



A sample of A-list companies from your Activity Group:

BASF SE
Beiersdorf AG
Colgate Palmolive Company
Estee Lauder Companies Inc.
FIRMENICH SA

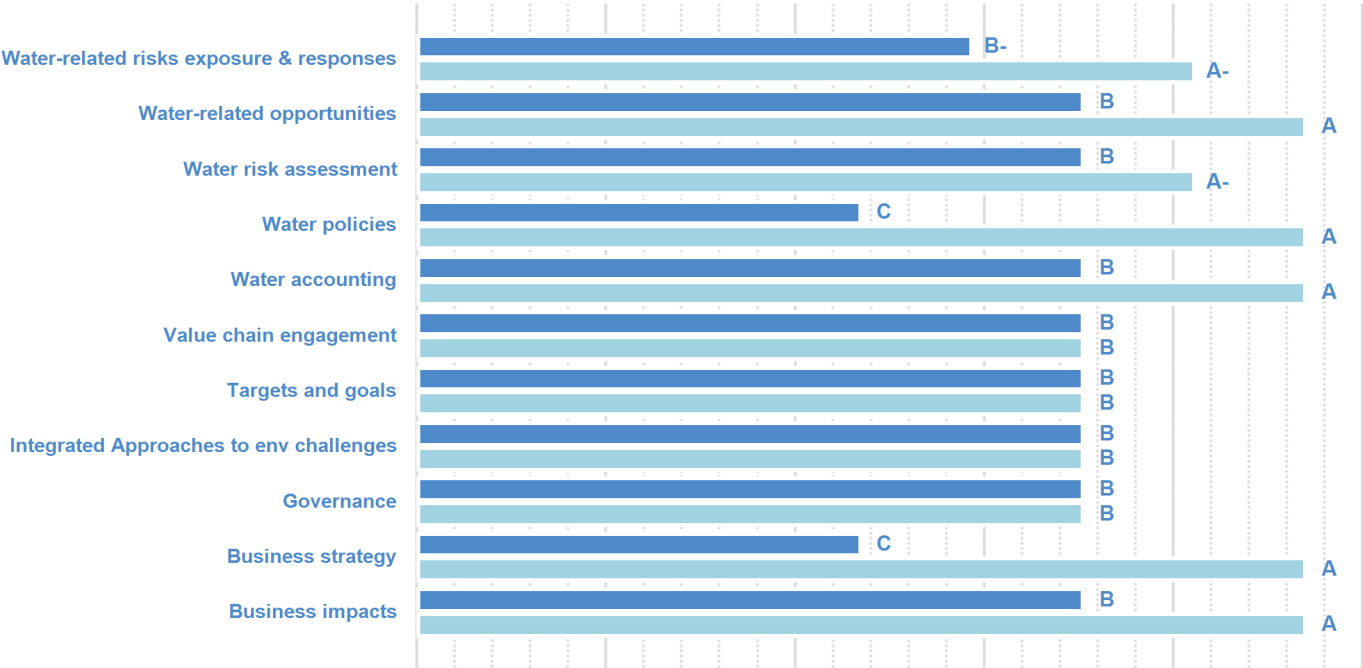
CATEGORY SCORES



If a company scored C or below, they will not have been scored for Management or Leadership points (the dark blue line represents this).

Please download the [CDP Scoring Introduction](#) for more information.

CATEGORY SCORES BENCHMARKING



Each category score in the bar chart represents the progression within each scoring level. The Context and Verification categories have not been included for category score breakdown as they are not scored at both Management and Leadership levels.

Scoring categories are groupings of questions by topic. They are sub-groups of the 2022 questionnaire modules and are consistent across all sectors. Weighting applied to each category varies across sectors to highlight the areas most important to environmental stewardship in specific sectors.

To find out more about category weightings for each sector, please download the [‘CDP Scoring Categories and Weighting’](#) documents.